

Riga









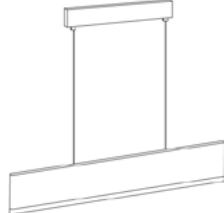


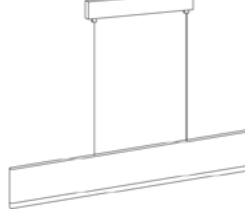


Modelli per uso esterno a pagina 196
For Riga outdoor use, see page 196



Lampade da parete-soffitto e a sospensione con struttura in alluminio verniciato nei colori bianco opaco o grigio scuro, e diffusore in policarbonato satinato. La lampada a sospensione è adatta esclusivamente all'uso interno; la lampada da parete-soffitto ha un grado di protezione (IP54) che la rende adatta all'uso esterno ed interno.

Wall-ceiling and suspension lamps with a matt white or dark gray painted aluminium frame and a satin-finish polycarbonate diffuser. The suspension lamp is suitable for indoor use only; the wall-ceiling lamp has a high IP rating (IP54) that makes it ideal for indoor and outdoor use.

Riga suspension lamp
→ LD0101B3

SPECIFICHE SPECIFICATIONS	DATI TECNICI TECHNICAL DATA	FINITURE FINISHES	CODICE CODE
<p>parete-soffitto wall-ceiling</p>  <p>30,5 x 8 x 5,5 cm 11,8 x 3,1 in</p>	<p>LED TRIAC </p> <p>200-240V 3000K CRI>90 2x9,5W 2x734lm beam angle 120° IP54</p>	<p> Bianco / White</p> <p> Grigio scuro / Dark gray</p>	<p>LD0108B3</p> <p>LD0108G3</p>
<p>parete-soffitto wall-ceiling</p>  <p>50,5 x 8 x 5,5 cm 19,7 x 3,1 in</p>	<p>LED TRIAC </p> <p>220-240V 3000K CRI>90 2x13,5W 2x1090lm beam angle 120° IP54</p>	<p> Bianco / White</p> <p> Grigio scuro / Dark gray</p>	<p>LD0109B3</p> <p>LD0109G3</p>
<p>sospensione suspension</p>  <p>120 x 1 x 250 cm 47,2 x 0,4 x 98,4 in</p>	<p>LED TRIAC </p> <p>220-240V 3000K CRI>90 40W 3551lm beam angle 95° IP20</p>	<p> Bianco / White</p>	<p>LD0101B3</p>
<p>sospensione suspension</p>  <p>160 x 1 x 250 cm 63 x 0,4 x 98,4 in</p>	<p>LED TRIAC </p> <p>220-240V 3000K CRI>90 56W 4134lm beam angle 95° IP20</p>	<p> Bianco / White</p>	<p>LD0102B3</p>

Riga wall-ceiling lamp
→ **LD0108B3**

